

WHAT MAKES A GREAT PHOTO


**ALL IMAGES ARE NATIONAL SCHOLASTIC
PRESS ASSOCIATION AWARD-WINNING
STUDENT PHOTOGRAPHY**

ESSENTIALS: DAY 11




DO NOW:

what makes a great photo?
(list at least 3 qualities)



WRITE IT DOWN, BE READY TO SHARE

OBJECTIVES:



understand the process of photography

learn composition techniques to
improve your photography skills

plan a photo shoot with your partner

PHOTOJOURNALISM

using images to tell a story

communicating news
through photographs

**WE SEE THE WORLD
THROUGH PHOTOGRAPHY**

THE PROCESS OF PHOTOGRAPHY

1. Thinking and Feeling
2. Seeing
3. Taking
4. Selecting
5. Editing
6. Sharing

TELLING A STORY WITH PHOTOGRAPHY:

composition
(arranging elements in
your frame)

**TELLING A STORY
WITH PHOTOGRAPHY:
COMPOSITION
TECHNIQUES**

**HOW TO TAKE A
GREAT PHOTO:**



GET CLOSE

FILL THE FRAME!

Eliminate unnecessary background

"If your pictures aren't good enough, you're not close enough."

-Robert Capa

SYMMETRY

VISUAL
BALANCE
BRINGS
STABILITY
AND
HARMONY



ANGLES:

FIND UNUSUAL ANGLES

If you're sitting or standing like everyone else, you're probably going to take back some blah photos. Kneel. Climb on a chair. Crouch. Lie down. Shoot down a stairway. **Good photojournalists are always moving.**

Ross Collins



POINT OF VIEW



CONTRAST

use
contrasting
tones and
colors to
draw
attention to
your subject



DEPTH AND LAYERING

includes other elements at varying distances from the camera to add depth

shows a clear foreground, the middle, or the background



LEADING LINE



The viewer's eyes are naturally drawn along vertical lines, parallel lines, diagonal lines, and even strong horizontal lines.

Use lines to direct the viewer to your subject.

LEADING LINE

describe
how the
lines direct
your eye
around
this image



CAPTURE EMOTION





RULE OF THIRDS



placing your subjects off-center yields a stronger, more natural-looking composition



**What story does this tell?
What composition techniques do you see?**

FRAMING

frame
elements to
emphasize
and lead the
viewer's eye
towards your
subject



FRAMING

how is the
subject
being
framed?

what other
composition
techniques
do you
notice?



PATTERN REPETITION

repeated elements
can add interest to
your images



LEAVE SPACE

simplistic
backgrounds
allow the
viewer to
focus on the
subject.

NEGATIVE



BACKGROUND PHOTO

SUBHEADLINE

HEADLINE HERE

Body copy! Body copy! Body copy! Body copy!
Body copy! Body copy! Body copy! Body copy!
Body copy !Body copy! Body copy! Body copy!
Body copy! Body copy! Body copy! Body copy!
Body copy! Body copy! Body copy! Body

Negative
space allows
you to add
text on top of
a photograph



LOOK FOR LIGHT

Use interesting light sources to your advantage.

Good photojournalists carefully analyze the light falling on their subject, and find an angle which best enhances the scene. For instance, if a subject is bending over, the face may be in shadow. Wait until they stand. If a subject is seated next to a window, wait until they turn toward this attractive light source.



WAIT FOR THE MOMENT

It's all about
timing.

There are times
when the photo is
only there for an
instant.

TIME IT RIGHT.



GROUP PORTRAITS

compare these two debate team photos:



POSED PORTRAITS

subject is aware of camera (minimize these shots)

CANDID

taken informally, without the subject's knowledge.

GET THE FULL NARRATIVE

**BEFORE
DURING
AFTER**

**ANTICIPATE
THE ACTION
BEFORE IT
HAPPENS.**

**POSITION YOURSELF
TO CAPTURE IT.**

**ALL OF YOUR
IMAGES WILL NOT
BE PERFECT.
THAT'S OKAY. IT'S
BETTER TO HAVE
MORE OPTIONS.**

SHOOT A LOT.

MUST SHOW EMOTION

MUST HAVE A FOCAL POINT

SUCCESSFUL COMPOSITION



MUST DRAW THE VIEWER IN

GOOD COLOR/CONTRAST/LIGHT

NO DISTRACTING ELEMENTS

NOT BLURRY

ASSIGNMENT:



Tell your partner's story through 7 photos using a variety of composition and lighting techniques. Include one posed portrait, one group portrait, and the rest should appear candid.

Complete the planning sheet to help you. You will be given a short amount of class time to shoot plan to schedule more time.

PHOTOGRAPHY REQUIREMENTS

EMOTION/STORY



Image captures emotion and is relevant to the topics of the spread. The photographs work together to tell the full story.

COMPOSITION



Evident compositional techniques have been used. Images draw the viewer in.

QUALITY



Excellent use of color/contrast/light. No distracting background elements. Not blurry, has proper focus.