

INTERVIEW TECHNIQUES




ESSENTIALS: DAY 17

DO NOW:


Find your interview partner.

**Write one question you
want to ask them.**

WRITE IT DOWN, BE READY TO SHARE



OBJECTIVES:




You will learn how to prepare for a successful interview by planning open-ended questions.

You will conduct an interview in a conversational style to get the quotes you need while making your subject feel comfortable.

WRITING GOALS

WHAT ARE YOU TRYING TO GET OUT OF THE INTERVIEW?

To gather info about a topic



To learn someone's opinion about a topic

To feature the subject in the story you are writing


PRE-INTERVIEW

Research: get to know the topics you're covering and the person you're interviewing before the interview.

if you're doing a story about a Spanish Club event and you have no idea about what the Spanish Club does, that is a problem!

GIVE NOTICE:

when you can, try to give your subject at least 24 hours notice so they can be prepared and not caught off guard.




OPEN-ENDED QUESTIONS

The **key** to getting great quotes and information out of a subject.

designed to encourage a full, meaningful answer

opposite of a closed-ended question, which encourages a short or single-word answer, like yes or no.




OPEN-ENDED QUESTIONS

The key to getting great quotes and information out of a subject.

**“Why” / “How”,
“Tell me about...”**

write more than you think you need!



OPEN-ENDED QUESTIONS

“Tell me what you were thinking after you made that last touchdown.”


“How did you prepare for tonight’s game?”

“How does this make you feel?”

In journalism, stories are all about people and how they are affected by events. Audiences want to experience the emotion.


**MAKING YOUR
SUBJECT FEEL
COMFORTABLE**

START BY GETTING YOUR OWN NERVES UNDER CONTROL.



**PEOPLE MIRROR THE INTERVIEWERS'
BEHAVIOR. IF YOU'RE NERVOUS AND
UPTIGHT, THERE'S A GOOD CHANCE THE
OTHER PERSON WILL FEEL LESS
COMFORTABLE. IF YOU'RE RELAXED, OPEN,
UPBEAT, AND CURIOUS, THE PERSON
YOU'RE TALKING TO WILL MIRROR THAT.**

Stephanie Thomson



INTRODUCE YOURSELF.

BE POLITE.

THANK THEM

FOR THEIR TIME.

LISTEN!

CONSIDER USING AN AUDIO RECORDER SO


YOU'RE NOT DISTRACTED TAKING NOTES

"TELL ME ABOUT YOURSELF"

THE BEAUTY IN OPENING WITH "TELL ME ABOUT YOURSELF" IS THAT IT ALLOWS YOU TO START A CONVERSATION WITHOUT THE FEAR THAT YOU'RE GOING TO INADVERTENTLY MAKE SOMEONE UNCOMFORTABLE OR SELF-CONSCIOUS.


TERRY GROSS, FRESH AIR, NPR

BE CONVERSATIONAL



INTERVIEWING A PERSON AND HAVING A CONVERSATION WITH THEM ARE TWO DIFFERENT THINGS, BUT A COMMON THREAD THAT CAN HELP YOU TO EXCEL AT BOTH, IS “BEING GENUINELY CURIOUS, AND WANTING TO HEAR WHAT THE OTHER PERSON IS TELLING YOU. I CAN RESPOND TO WHAT SOMEBODY IS SAYING BY EXPRESSING IF I’M FEELING SYMPATHY OR EMPATHY, AND EXPLAINING WHY.”

TERRY GROSS, FRESH AIR, NPR




BE FUNNY IF YOU CAN,
BUT BEING
MENTALLY ORGANIZED,
REASONABLY CONCISE,
AND ENERGETIC
WILL GO A LONG WAY
IN IMPRESSING PEOPLE.

TERRY GROSS, FRESH AIR, NPR

INTERVIEW DON'TS

DON'T GET AN ATTITUDE

if someone is not cooperative or keeps giving boring answers, don't get frustrated, just thank them for their time and find a more willing subject




DON'T INTERRUPT

this can cause the subject to stop mid-answer so you will lose valuable content

INTERVIEW DON'TS

DON'T BE AFRAID OF SILENCE


when your subject is thinking about their answer feel free to encourage them to take their time



DON'T SAY "CAN I GET A QUOTE"

be specific in your questioning to get a quality answer


LET'S PRACTICE:



MAKE IT OPEN-ENDED!

**DID YOU HAVE
FUN AT THE
HOMECOMING
DANCE?**


LET'S PRACTICE:



MAKE IT OPEN ENDED!

**IS YOUR MATH
CLASS HARD?**


MOCK INTERVIEW



think of some things you want to know about your teacher.

**ASK YOUR TEACHER
SOME OPEN-ENDED
QUESTIONS!**

ASSIGNMENT:



FIND YOUR INTERVIEW PARTNER

- write 10 open-ended questions
- think about your content goals
- ask away! make them comfortable
- type your notes into a google doc